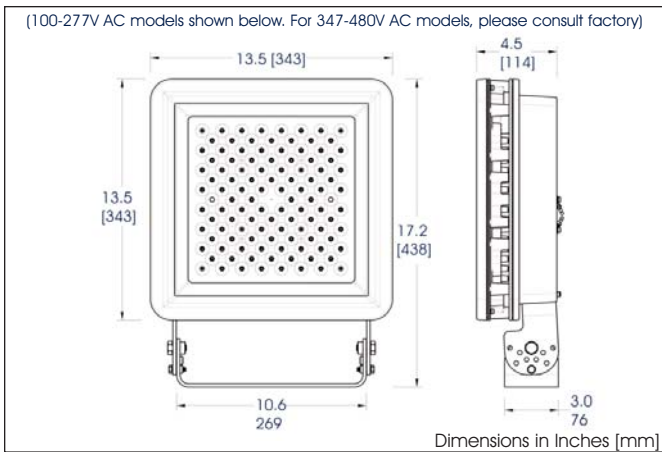




Patent Pending

SafeSite® LED Floodlight Class I, Div. 2



Certifications & Ratings

- Class I, Div 2 Groups A,B,C,D
- Class II, Div 1 Groups E,F,G
- Class II, Div 2 Groups E,F,G
- Class III, Div 1
- Class III, Div 2
- UL844
- CSA 22.2 NO. 137-M1981
- NEMA 4X
- IP 66/67
- IK07

Features & Benefits

- 10 year full performance warranty
- L70 rated for >100,000 hours @ 25°C ambient
- DLC listed
- Instant on/off operation
- Universal input (100-277V AC, 50/60Hz or 347-480V AC, 60Hz)
- Superior color rendition index compared to HPS, LPS, MV
- Mercury free
- Resistant to shock and vibration
- Temperature compensation technology for longer life
- Factory sealed
- Isolated wiring compartment
- Integral Safety Straps

Temperature Ratings	
Ambient Temperature Range T4A Temperature Code	Ambient Temperature Range T5 Temperature Code
15,000 - 13,500lm models	11,500 - 10,750lm models
-40F to +149F (-40C to +65C)	-40F to +149F (-40C to +65C)

Application:

The SafeSite® LED Floodlight represents the future of energy efficient facility illumination for hazardous applications worldwide. The fixture consumes at least 50% less energy than traditional HID light sources, while reducing maintenance and improving light quality. This light incorporates both cutting edge LED technology along with proprietary optics to achieve flood lighting comparable with other traditional light sources.

Mechanical Information

Fixture Weight:	
100-277V AC:	27 lb (12 kg) 30 lb (14 kg) (15,000 - 13,500lm models)
347-480V AC:	30 lb (14 kg)
Shipping Weight:	
100-277V AC:	31 lb (14 kg) 34 lb (16 kg) (15,000 - 13,500lm models)
347-480V AC:	34 lb (16 kg)
EPA (Sq. ft)	0.55 sq. ft.
Mounting:	304 Stainless steel trunion mounting bracket included
Entry:	(2) 3/4" NPT cable entries

Electrical specifications

Operating Voltage:	100-277V AC, 50/60Hz 347-480V AC, 60Hz
Power Consumption:	See table
Operating Temp:	-40°F to +149°F (-40°C to +65°C)
Noise Requirements/ EMC:	EN 55015 - conducted and radiated FCC Title 47, Subpart B, Section 15, class A device. RF Immunity; 10V/m, 80MHz-1GHz

Surge Protection:	EN61000-4-5 Verified up to 6kV/2ohms at an independent test laboratory Protection devices capable of 20kV
THD:	<15% typical (<20% maximum)
Power Factor:	> 0.9

Construction

Housing:	Powder coated copper free aluminum
Finish:	Polyester / Epoxy powder coat gray RAL 7040 for superior corrosion resistance
Lens:	Tempered glass

Photometric Information

CRI:	70
CCT:	5000K (cool white)
NEMA Patterns:	7x6 - Asymmetrical (140° x 115°) 6x7 - Asymmetrical (115° x 140°) 6 - Very wide (115°) 5 - Wide (93°) 4 - Medium (52°) 2 - Narrow (23°)

IES Files: available at www.dialight.com

All values typical unless otherwise stated
All lumen values are typical (tolerance +/- 10%)

SafeSite® LED Floodlight

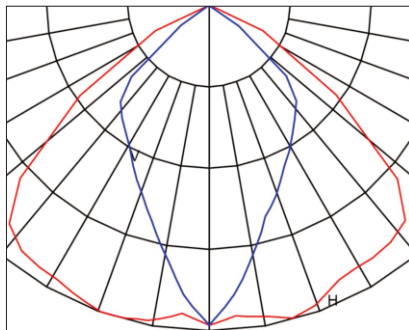
Order Information

Part Number	Optical Pattern	Voltage	Color	Fixture Lumens	Wattage	Lumens Per Watt
100 - 277V AC Models						
FLD466NC4NG	Nema 6, field angle 115°	100 - 277V AC	5000K (cool white)	15,000	140	107
FLD476NC4NG	Nema 7x6, field angle 140° x 115°	100 - 277V AC	5000K (cool white)	14,750	140	105
FLD467NC4NG	Nema 6x7, field angle 115° x 140°	100 - 277V AC	5000K (cool white)	14,750	140	105
FLD455NC4NG	Nema 5, field angle 93°	100 - 277V AC	5000K (cool white)	14,500	140	104
FLD444NC4NG	Nema 4, field angle 52°	100 - 277V AC	5000K (cool white)	14,500	140	104
FLD422NC4NG	Nema 2, field angle 23°	100 - 277V AC	5000K (cool white)	13,500	140	96
FLD276NC2NG	Nema 7x6, field angle 140° x 115°	100 - 277V AC	5000K (cool white)	11,500	109	105
FLD267NC2NG	Nema 6x7, field angle 115° x 140°	100 - 277V AC	5000K (cool white)	11,500	109	105
FLD266NC2NG	Nema 6, field angle 115°	100 - 277V AC	5000K (cool white)	11,250	109	103
FLD255NC2NG	Nema 5, field angle 93°	100 - 277V AC	5000K (cool white)	11,000	109	101
FLD244NC2NG	Nema 4, field angle 52°	100 - 277V AC	5000K (cool white)	10,500	109	96
FLD222NC2NG	Nema 2, field angle 23°	100 - 277V AC	5000K (cool white)	10,750	109	99
347 - 480V AC Models						
FLD276NC5NG	Nema 7x6, field angle 140° x 115°	347 - 480V AC	5000K (cool white)	11,750	113	105
FLD266NC5NG	Nema 6, field angle 115°	347 - 480V AC	5000K (cool white)	11,250	113	103
FLD255NC5NG	Nema 5, field angle 93°	347 - 480V AC	5000K (cool white)	10,000	112	101
FLD244NC5NG	Nema 4, field angle 52°	347 - 480V AC	5000K (cool white)	10,000	112	96
FLD222NC5NG	Nema 2, field angle 23°	347 - 480V AC	5000K (cool white)	10,000	112	99

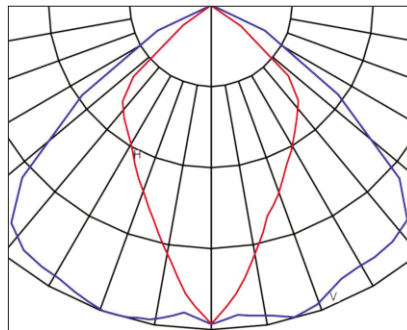
Part numbers listed in the above table are powder coated gray. For bronze powder coat replace the 10th character with **Z**. FLD244NC2NG becomes FLD244NC2ZG
 For Dialight's complete list of DLC qualified products, please click this link: www.dialight.com/DLC

Optical Patterns

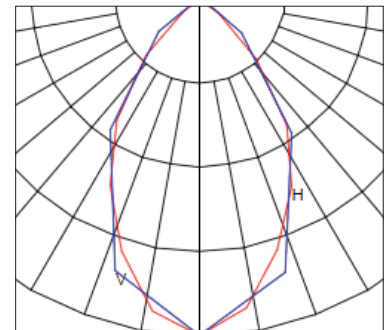
NEMA 7x6
Field angle = 140° x 115°



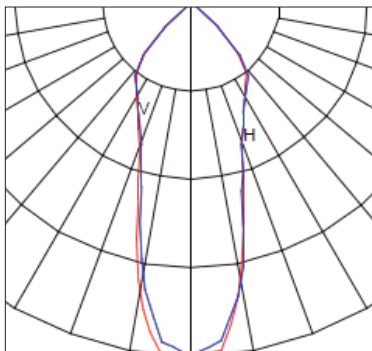
NEMA 6x7
Field angle = 115° x 140°



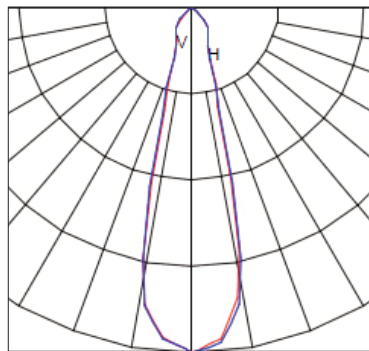
NEMA 6
Field angle = 115°



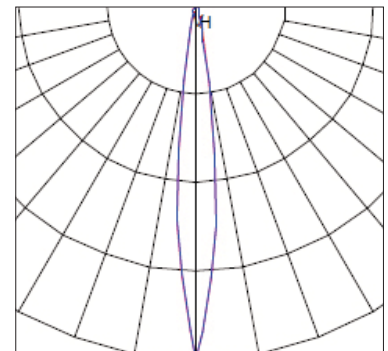
NEMA 5
Field angle = 93°






NEMA 4
Field angle = 52°









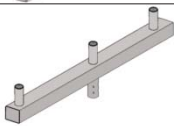



NEMA 2
Field angle = 23°



SafeSite® LED Floodlight - Mounting Options

	Part Number	Description	Kit Includes
Safety Cable Kit			
	HZXSAFECBLS	Safety cable Kit	2 Safety cables
Tenon Adapter (Bronze)			
	FLX-1TPT-20DB	Tenon pole topper, 2-3/8" mount	Tenon topper, pole set screws, and mounting hardware
Stanchion Mount Junction Box (Grey)			
	HZXSTAN100S	1.00" (1.315" Pole OD) Slip-fit stanchion mount junction box	Junction box Mounting hardware Cable gland
	HZXSTAN125S	1.25" (1.660" Pole OD) Slip-fit stanchion mount junction box	
	HZXSTAN150S	1.50" (1.900" Pole OD) Slip-fit stanchion mount junction box	
	HZXSTAN200S	2.00" (2.375" Pole OD) Slip-fit stanchion mount junction box	
	HZXSTAN100T	1.00" NPT (1.315" Pole OD) Threaded stanchion mount junction box	
	HZXSTAN125T	1.25" NPT (1.660" Pole OD) Threaded stanchion mount junction box	
	HZXSTAN150T	1.50" NPT (1.900" Pole OD) Threaded stanchion mount junction box	
	HZXSTAN200T	2.00" NPT (2.375" Pole OD) Threaded stanchion mount junction box	

Brackets and adapters below require either tenon pole topper (FLX-1TPT-20DB) or stanchion mount junction box (HZXSTAN200S) to mount floodlight. Tenon pole topper and stanchion mount junction box sold separately.

	Part Number	Description	Kit Includes
Right Angle Bracket (Bronze)			
	FLX-1RAB-20DB	Right angle mounting bracket for 2-3/8" light mount	Right angle bracket
Bull Horn Bracket (Bronze)			
	FLX-2LBH-20DB	Bull horn for 2 lights, 2-3/8" mount, 26" spacing	Bull horn Pole set screws
	FLX-3LBH-20DB	Bull horn for 3 lights, 2-3/8" mount, 26" spacing	Bull horn Pole set screws
	FLX-4LBH-20DB	Bull horn for 4 lights, 2-3/8" mount, 26" spacing	Bull horn Pole set screws
	FLX-4RBH-20DB	Bull horn for 4 lights in star configuration, 2-3/8" mount, 26" spacing	Bull horn Pole set screws
Round Square Round Bracket (Bronze)			
	FLX-2RSR-20DB	Round square round bracket for 2 lights, 2-3/8" mount, 26" spacing	Bull horn Pole set screws
	FLX-3RSR-20DB	Round square round bracket for 3 lights, 2-3/8" mount, 26" spacing	Bull horn Pole set screws
	FLX-4RSR-20DB	Round square round bracket for 4 lights, 2-3/8" mount, 26" spacing	Bull horn Pole set screws
Round Tenon Adapter (Bronze)			
	FLX-3RPA-20DB	Reducer for 3" OD round pole top to 2-3/8" light mount	Reducer Pole set screws
	FLX-4RPA-20DB	Reducer for 4" OD round pole top to 2-3/8" light mount	Reducer Pole set screws
Square Tenon Adapter (Bronze)			
	FLX-4SPA-20DB	Internal tenon adapter for 4" square pole top to 2-3/8" light mount	Adapter
	FLX-5SPA-20DB	Internal tenon adapter for 5" square pole top to 2-3/8" light mount	Adapter
	FLX-6SPA-20DB	Internal tenon adapter for 6" square pole top to 2-3/8" light mount	Adapter

Tenon pole topper (FLX-1TPT-20DB) or stanchion mount junction box (HZXSTAN200S) sold separately.

SafeSite® LED Floodlight

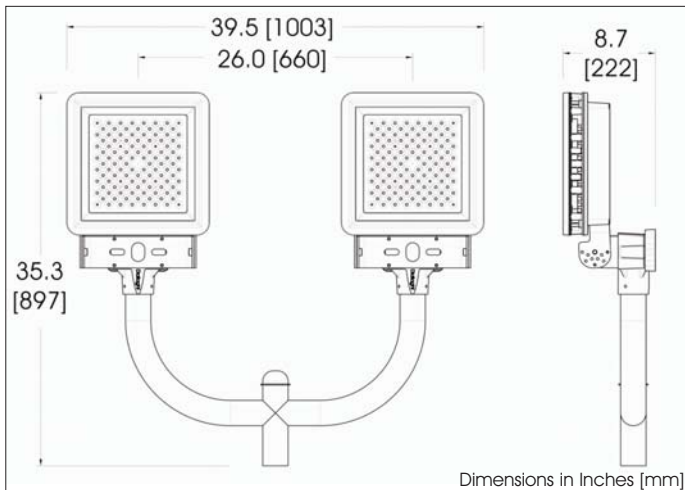
Mounting Options



Product shipped with bracket installed
 (Bracket has locking positions at 0°, (±) 22.5°, (±) 45 (±) 67.5°, and 90°)

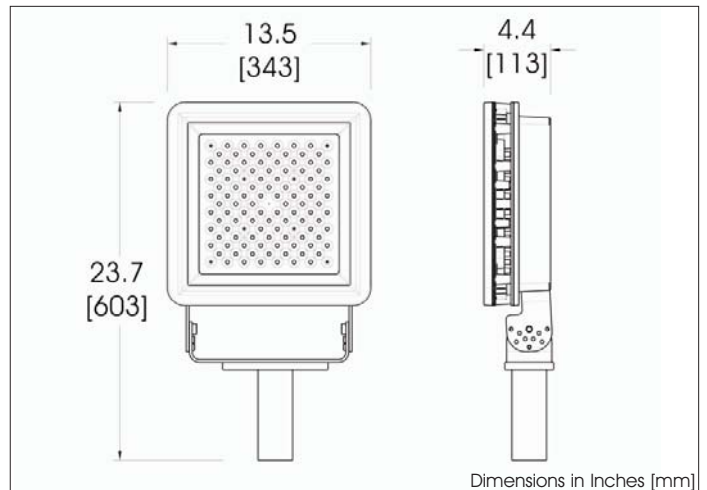
FLX-2LBH-20DB Dimensions

(Fixture sold separately 100-277V AC models shown below. For 347-480V AC models, please consult factory)



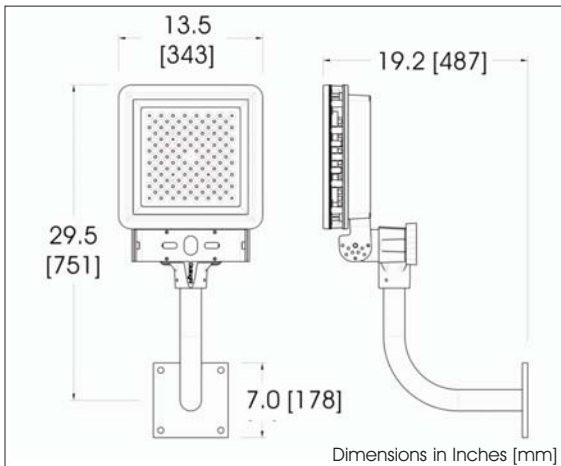
FLX-1TPT-20DB Dimensions

(Fixture sold separately 100-277V AC models shown below. For 347-480V AC models, please consult factory)



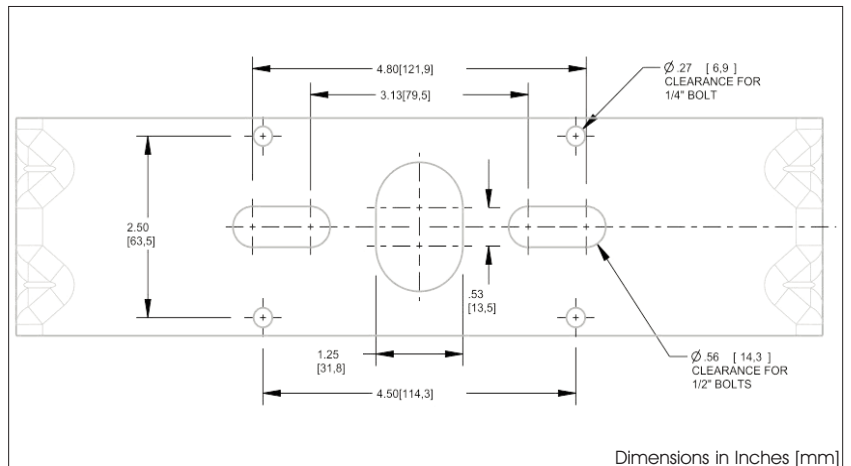
FLX-1RAB-20DB Dimensions

(Fixture sold separately 100-277V AC models shown below. For 347-480V AC models, please consult factory)



Factory Installed Mounting Bracket Dimensions

(100-277V AC models shown below. For 347-480V AC models, please consult factory)



Dialight reserves the right to make changes at any time in order to supply the best product possible. The most current version of this document will always be available at: www.dialight.com/Assets/Brochures_And_Catalogs/Illumination/MDTFSSCIDIIIFLX001.pdf

Warranty Statement: EXCEPT FOR THE WARRANTY EXPRESSLY PROVIDED FOR [HEREIN/ABOVE/BELOW], DIALIGHT DISCLAIMS ANY AND ALL OTHER WARRANTIES, EXPRESS OR IMPLIED, INCLUDING, WITHOUT LIMITATION, ANY WARRANTIES OF MERCHANTABILITY, FITNESS FOR A PARTICULAR PURPOSE, TITLE, AND NONINFRINGEMENT.